

# features

## CORRECTIONAL EQUIPMENT

### RECEIVING, STORAGE & FOOD PREP

A variety of Utility, Roll-In, and Shelf Racks as well as Utility Cabinets and Transport Dollies have been designed to accommodate correctional institution needs.

### COOKING & RETHERMALIZING

Standard QuikTherm™, Cook-N-Hold and Roast-N-Hold™ Ovens are available.

### REFRIGERATION EQUIPMENT

Need refrigeration? Cres Cor offers a special version heavy-duty refrigerated cabinet specifically for the correctional market.

### FOOD HOLDING & DELIVERY

An assortment of standard hot cabinets and proof/hot cabinets have been modified to suit the correctional market. Don't see what you need? Most Cres Cor models can be modified to suit your particular needs. Give us a call to discuss your specific requirements.



# CORRECTIONAL EQUIPMENT

**MANY OF CRES COR'S STANDARD PRODUCTS CAN BE MODIFIED TO ADAPT TO THE SPECIAL DEMANDS NEEDED FOR THE CORRECTIONAL MARKET.**

CORRECTIONAL MODEL NUMBER	DESCRIPTION	CATALOG PAGE
<b>STORAGE &amp; TRANSPORT</b>		
150-1838-DZ	UTILITY CABINET	95
207-UA-12-Z	ROLL-IN RACK	95
252-1839-Z	UTILITY RACK	95
271-51-5927-Z	QUEEN MARY SHELF RACK	96
271-61-5927-Z	QUEEN MARY SHELF RACK	96
500-2020-Z	TRANSPORT DOLLY	95
R-171-SUA-10E-Z	FULL-SIZE REFRIGERATED CABINET	96
<b>COOKING &amp; RETHERMALIZING</b>		
CO-151-F1818-DZ	ROAST-N-HOLD™ OVEN	98
RO-151-FUA-12-DZ	QUIK THERM™ RETHERM OVEN	98
RO-151-FUA-18-DZ	QUIK THERM™ RETHERM OVEN	98
<b>FOOD HOLDING/DELIVERY</b>		
126-PH-1836-Z	PROOF/HOT CABINET	97
H-137-SUA-9-DZ	3/4-SIZE HOT CABINET	98
H-137-SUA-12-DZ	FULL-SIZE HOT CABINET	98
H-161-FUA-11-CM	FULL-SIZE HOT CABINET	97
H-339-188-CZ	HALF-SIZE HOT CABINET	97
H-339-128-CZ	HALF-SIZE HOT CABINET	97

# CORRECTIONAL EQUIPMENT

The United States has approximately 1800 federal and state prisons and 400 privately operated prisons. Almost every county has a jail and many have detention facilities. Almost 1 percent of the population of the United States (3 million people) is incarcerated. With those kinds of statistics, feeding in a correctional facility becomes challenging with special diets due to medical conditions, food allergies and religious restraints. Cres Cor's correctional equipment is ideal for this type of environment; designed with safety and durability in mind.



Interior angles welded in place, removable with tools

Key Lock Latches

Secure Transport Latches



MODEL CO-151-F-1818-DZ

Door hasp accepts pad locks

Tamper-proof hardware

Powerful compressor with R513A refrigerant

Durable Perimeter Bumper



MODEL R-171-SUA-10E-Z

New LED digital controls

Key lock controls with clear security panel





Most of our standard pieces equipment can be modified with a correctional package.  
Contact us for more information.

# CORRECTIONAL EQUIPMENT





## STORAGE & TRANSPORT

- A variety of utility, roll-In, and shelf racks as well as utility cabinets have been designed to accommodate correctional institution needs.
- Fully welded in place with no removable parts.
- All exposed fasteners are tamper-proof for the correctional environment.
- Sturdy transport dolly is perfect for storage of miscellaneous pans, cup and glass racks, or baskets.



Model	207-UA-12-Z	252-1839-Z	150-1838-DZ	500-2020-Z
Get Spec Sheet, Operating manual, wiring diagram and more!				
Spec Sheet	CM-G-15	CM-G-7	CM-A-7	CM-H-7

### Additional Specs:

Function	Roll-In Refrigerator Rack	Utility Rack	Non-Insulated Utility Cabinet	Transport Dolly
Construction	Aluminum	Aluminum	Aluminum	Stainless Steel
Capacity	12 sets of universal angles*, welded in place	Extruded sidewalls hold (39) 18" x 26" (460 x 660 MM) pans	Extruded sidewalls hold (38) 18" x 26" (460 x 660 MM) pans	20 x 20" (510 x 510 MM) platform
Casters	5" (127 MM)	5" (127 MM)	5" (127 MM)	5" (127 MM)
Width	24-1/2" (625 MM)	21-15/16" (560 MM)	20-7/8" (530 MM)	20-5/8" (525 MM)
Depth	24-15/16" (635 MM)	26-5/8" (680 MM)	27-1/2" (700 MM)	20-5/8" (525 MM)
Height	64-1/2" (1640 MM)	69-11/16" (1770 MM)	69-3/4" (1775 MM)	8-7/8" (225 MM)
Shipping Weight	120 LB (54 KG)	75 LB (34 KG)	125 LB (57 KG)	20 LB (9 KG)
Freight Class	250	250	150	100
Notes	1. Pan spacing on 4-1/2" centers.	1. Pan spacing on 1-1/2" centers.	1. Pan spacing on 1-1/2" centers.	1. Welded and riveted for strength and durability. Perimeter Bumper Welded Push Handle
Warranty Level	 1-Year Parts, 90-Day Labor	 1-Year Parts, 90-Day Labor	 1-Year Parts, 90-Day Labor	 1-Year Parts, 90-Day Labor




\*Universal angles hold pan sizes 22" x 20" (560 x 510), Roast & Bake Pans, 10" x 20" (255 x 510) Roast & Bake Pans, 18" x 26" (460 x 660) Bun Pans, 14" x 18" (355 x 460) Service Trays, and 12" x 20" (305 x 510) Steam Table Pans.

# CORRECTIONAL EQUIPMENT





## STORAGE & TRANSPORT

- Durable Queen Mary racks are ideal for transporting plated banquet meals and returning soiled dishware to washing area.
- R-171 ChillTemp™ refrigerated cabinet stores and transports cold food safely.



Model	R-171-SUA-10E-Z	271-51-5927-Z	271-61-5927-Z
Get Spec Sheet, Operating manual, wiring diagram and more!			
Spec Sheet	CM-K-1	CM-G-26	CM-G-26

### Additional Specs:

Function	Cold Holding and Transport	Transporting Banquet Meals	Transporting Banquet Meals
Construction	Stainless Steel	Aluminum	Aluminum
Shelves	None	(5) shelves spaced with 11" clearance	(6) shelves spaced with 8" clearance
Capacity	(10) 18 x 26" (460 x 660 MM) or (20) 12 x 20" (315 x 510 MM) pans	Two trays per shelf of the following sizes: 20-3/4" x 25-1/2" (527 x 647 MM) 22-3/4" x 27-5/8" (577 x 702 MM) 23-1/2" x 29" (597 x 737 MM)	Two trays per shelf of the following sizes: 20-3/4" x 25-1/2" (527 x 647 MM) 22-3/4" x 27-5/8" (577 x 702 MM) 23-1/2" x 29" (597 x 737 MM)
Casters	6" (152 MM)	8" (203 MM)	8" (203 MM)
Width	28-3/4" (730 MM)	62-1/4" (1585 MM)	62-1/4" (1585 MM)
Depth	34" (865 MM)	29" (740 MM)	29" (740 MM)
Height	73-3/8" (1865 MM)	62-11/16" (1595 MM)	62-11/16" (1595 MM)
Shipping Weight	383 LB (174 KG)	182 LB (64 KG)	192 LB (87 KG)
Freight Class	150	250	250
Power Requirements	120 Volts  5-15P, 15 Amp. Service	None	None
Notes	1. Standard with security window and key lock on control panel.	1. Standard perimeter bumper protects surfaces. <b>Upgrade to stainless steel shelves</b>	1. Standard perimeter bumper protects surfaces. <b>Upgrade to stainless steel shelves</b>
Warranty Level	 <b>1-Year Parts, 90-Day Labor</b>	 <b>1-Year Parts, 90-Day Labor</b>	 <b>1-Year Parts, 90-Day Labor</b>







# CORRECTIONAL EQUIPMENT









## COOKING & HOLDING

- Transport and hold food safely at proper serving temperatures.
- Tamper-proof hinges, latches and angles. Removable with tools.



Model	H-339-128-CZ	H-339-188-CZ	126-PH-1836-Z	H-161-FUA-11-CM
Get Spec Sheet, Operating manual, wiring diagram and more!				
Spec Sheet	CM-B-13	CM-B-12	CM-D-2.1	CM-B-5.3

### Additional Specs:

Construction	Aluminum	Aluminum	Aluminum	Stainless Steel
Capacity	Channel pan slides for (8) 12" x 20" (305 x 510 MM) pans	Channel pan slides for (8) 18" x 26" (460 x 660 MM) pans	Extruded sidewalls for (34) 18" x 26" (460 x 660 MM) pans	Universal angles for (11) 18 x 26" (460 x 660 MM) or (22) 12 x 20" (305 x 510 MM) pans
Casters	5" (127 MM)	5" (127 MM)	5" (127 MM)	6" (152 MM)
Width	18-7/8" (480 MM)	23-7/8" (610 MM)	21" (535 MM)	31-1/2" (800 MM)
Depth	27-1/4" (695 MM)	32-1/4" (820 MM)	32-1/4" (820 MM)	38" (965 MM)
Height	36-11/16" (935 MM)	36-11/16" (935 MM)	69-3/4" (1775 MM)	74" (1880 MM)
Shipping Weight	125 LB (57 KG)	150 LB (68 KG)	165 LB (75 KG)	610 LB (277 KG)
Freight Class	100	100	100	100
Power Requirements	900 Watts, 120 Volts  5-15P, 15 Amp. Service	900 Watts, 120 Volts  5-15P, 15 Amp. Service	2000 Watts, 120 Volts, 1 Phase  5-20P 20 Amp Service	1500 Watts, 120 Volts  5-15P, 15 Amp. Service
Notes	1. Wire racks on 2-3/4" centers. 2. Key locking latch for security. Also available in stainless steel.	1. Wire racks on 2-3/4" centers. 2. Key locking latch for security. Also available in stainless steel.	1. Pan spacing on 1-1/2" centers, riveted and welded in place.	1. Angles riveted and welded on 4-1/2" centers. 2. Accepts a padlock, not provided.
Warranty Level	 1-Year Parts, 90-Day Labor	 1-Year Parts, 90-Day Labor	 1-Year Parts, 90-Day Labor	 1-Year Parts, 90-Day Labor

# CORRECTIONAL EQUIPMENT

## COOKING & HOLDING

- Clear locking see-thru control with key lock and latches.
- Tamper-proof hinges, latches and angles. Removable with tools.
- Standard with right hand hinging; left hand hinging available upon request.
- Ships freight class 100



Model	H-137-SUA-9-DZ	H-137-SUA-12-DZ	CO-151-F-1818-DEZ	RO-151-FUA-12-DEZ	RO-151-FUA-18-DEZ
Get Spec Sheet, Operating manual, wiring diagram and more!					
Spec Sheet	CM-B-6	CM-B-5	CM-E-2	CM-E-4.2	CM-E-4.2

### Additional Specs:

Construction	Stainless Steel	Stainless Steel	Stainless Steel	Stainless Steel	Stainless Steel
Capacity	(9) sets of universal angles*	(12) sets of universal angles*	Channel pan slides for (18) 18" x 26" (460 x 660 MM) pans	(12) sets of universal angles*	(18) sets of universal angles*
Casters	5" (127 MM)	5" (127 MM)	5" (127 MM)	5" (127 MM)	5" (127 MM)
Width	28-3/4" (730 MM)	28-3/4" (730 MM)	25-3/8" (645 MM)	28-3/4" (730 MM)	28-3/4" (730 MM)
Depth	33-3/8" (850 MM)	32-3/4" (835 MM)	37-3/4" (960 MM)	37-3/4" (960 MM)	37-3/4" (960 MM)
Height	57-1/4" (1455 MM)	73" (1855 MM)	73-1/2" (1870 MM)	73-11/16" (1875 MM)	73-11/16" (1875 MM)
Shipping Weight	207 LB (94 KG)	255 LB (116 KG)	465 LB (211 KG)	440 LB (200 KG)	392 LB (178 KG)
Freight Class	100	100	100	100	100
Power Requirements	1500 Watts, 120 Volts  5-15P, 15 Amp. Service	1500 Watts, 120 Volts  5-15P, 15 Amp. Service	8000 Watts, 208/240 Volts, 1 Phase  6-50P 50 Amp Service	12000 Watts 208/240 Volts, 3 Phase  15-50P 50 Amp Service	12000 Watts 208/240 Volts, 3 Phase  15-50P 50 Amp Service
Notes	1. Angles riveted and welded on 4-1/2" centers, removable with tools.	1. Angles riveted and welded on 4-1/2" centers, removable with tools.	1. Pan spacing on 3" (80 MM) centers. 2. Key lock controls and latches for easy view security. 3. Includes (6) raised wire grids. Available power options: 8 kW, 240V, 3 Ph.	1. Angles riveted and welded on 4-1/2" centers, removable with tools. 2. Key lock controls and latches for easy view security.	1. Pan spacing on 3" (80 MM) centers. 2. Key lock controls and latches for easy view security.
Warranty Level	1-Year Parts, 90-Day Labor	1-Year Parts, 90-Day Labor	1-Year Parts, 90-Day Labor	1-Year Parts, 90-Day Labor	1-Year Parts, 90-Day Labor

\*Universal angles hold pan sizes 22" x 20" (560 x 510), Roast & Bake Pans, 10" x 20" (255 x 510) Roast & Bake Pans, 18" x 26" (460 x 660) Bun Pans, 14" x 18" (355 x 460) Service Trays, and 12" x 20" (305 x 510) Steam Table Pans.