

## INSULATED STAINLESS STEEL RADIANT HOT CABINET MODEL 1200-HH-SS-SPLIT-DE

### FEATURES AND BENEFITS:

- Fully insulated cabinets keep prepared foods at serving temperatures.
- Powerful, yet efficient, 900 Watt heating system maintains the right temperature to properly hold products. Heats up to 200°F. (93°C.).
- Easy-to-operate solid state electronic controls with LED digital display to ensure holding at precise food temperature.
- Internal frame in body and doors maintains structural rigidity.
- Safety-conscious anti-microbial latches protect against spreading germs.
- Stainless steel construction throughout for ease of cleaning.
- Insulated field reversible doors for flexibility. Standard with right hand hinging; left hand hinging available upon request.
- Magnetic latches for “easy open”; twist-lock catch secures doors during transport. Latches and hinges mounted inboard.
- Sixteen sets of chrome plated wire universal angles accommodate a large variety of pan sizes on adjustable 1-1/2" centers.
- Heavy duty 5" swivel casters, two with brakes, that provide mobility when fully loaded.



1200-HH-SS-SPLIT-DE



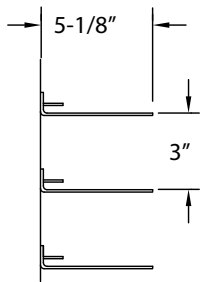
Easy-to-operate electronic controls with LED digital display to ensure holding at precise food temperature.

### ACCESSORIES and OPTIONS (Available at extra cost):

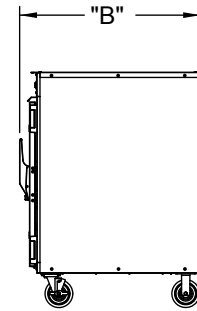
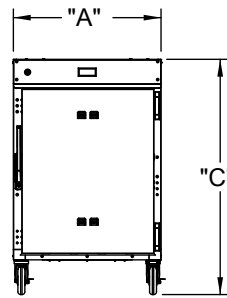
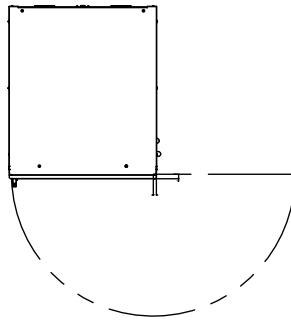
- ☐ Key Lock Handles
- ☐ Corner Bumpers
- ☐ Perimeter Bumper
- ☐ Door Window
- ☐ Various Caster Options
- ☐ 240 Volt Service

See page B-30 for accessory details.

# 1200-HH-SS-SPLIT-DE



DETAIL OF  
PAN SLIDE



5-20 P

CRES COR MODEL NO.	PAN			DIM "A"	DIM "B"	DIM "C"	INSIDE DIMENSIONS				WEIGHT ACT.
	CAP	SIZE		WIDTH	DEPTH	HEIGHT	WIDTH	DEPTH	HEIGHT		
1200-HH-SS-SPLIT-DE	8	18 x 26	IN	26-5/8	32-3/4	43-1/8	23	27	28-3/4	LBS	222
		460 x 660	MM	676	835	1093	505	690	730	KG	83
	16	12 x 20	IN								
		305 x 510	MM								

When ordering bumpers, add 2" to overall dimensions.

## CABINETS:

- Bodies: 22 ga. outer and 18 ga. inner stainless steel compartments.
- Reinforcements: Internal framework of 18 ga. stainless steel.
- Insulation: Fiberglass, thermal conductivity (K factor) is .23 BTU/ft HR °F (.04 w/mK) at 75°F. 1-1/2" in top, bottom and walls, 1" in doors.

## BASE:

- One piece construction, .060 stainless steel.
- Casters: 5" dia. swivel, modulus tires, 1-1/4" wide, load cap. 250 lbs. each, temp. range -45°/+180°F, Delrin bearings. Front casters equipped with brakes.

## DOORS:

- Field reversible.
- Formed 20 ga. stainless steel.
- Latches: Chrome plated zinc with composite handle, magnetic type; mounted inboard.
- Transport knob.
- Hinges: Heavy duty chrome plated zinc; mounted inboard.
- Gaskets: Perimeter type, silicone.
- Vents: Adjustable.

## PAN SLIDES:

- Wire angles (.306 dia.), nickel chrome plated steel, mounted on lift-off posts.
- Adjustable on 1-1/2" centers.



Scan QR code to view Spec Sheet,  
Operating Manual, Wiring Diagram  
or to call Customer Service.

If you need a QR reader visit your App  
Store on your Smartphone or Tablet.



5925 Heisley Road • Mentor, OH 44060-1833  
Phone: 877/CRESCOR • Fax: 440/350-7267  
www.crescor.com

© Crescent Metal Products, Inc. 2017 All rights reserved.

## HOT UNIT COMPONENTS:

- Thermostats: Electronic temperature control with digital temperature display. Display accurate to ±2°F. Room ambient to 200°F (93°C).
- Switches: ON-OFF push button type.
- Power cord: Permanent, 6 ft., 12/3 ga. with right angle plug.
- Heaters(3): 300 Watts each.
- Vent fans.

## POWER REQUIREMENTS:

- 1800 Watts, 120 Volts, 60 Hz., single phase, 15 Amps., 20 Amp. service.

## SHORT FORM SPECIFICATIONS

Cres Cor Insulated Hot Stainless Steel Cabinet Model 1200-HH-SS-SPLIT-DE. Outer liner of 22 ga., stainless steel, inner liner of 18 ga. stainless steel, reinforced with channel frame. Fiberglass insulation in walls 1-1/2"; door, top and bottom 1". Welded and finished. (3) 300 Watt inner wall heaters, 120 volts. (8) sets of wire universal angles for (4) 18" x 26" pans or (16) 12" x 20" pans; adjustable on 1-1/2" centers. 5" swivel modulus casters, Delrin bearings. Load capacity 250 lbs. each. 2-Year Parts / 1-Year Labor warranty. Provide the following accessories: \_\_\_\_\_ CSA-US, CSA-C, CSA to NSF4 listed.

*In line with its policy to continually improve its products, CRES COR reserves the right to change materials and specifications without notice.*

Made in America Since 1936